

ANGELS PUBLIC SCHOOL

VASUNDHARA ENCLAVE

CLASS – 1 HOLIDAY HOMEWORK



*Lazy, Lazy summer days
Unwind slowly, sun ablaze
Sweetly scented air
bounds Let's have some
fun around.*

So, have loads of fun, eat lots of fruit, drink plenty of juices and read stories every day.

We have prepared your homework in a way that it makes holiday more enjoyable for you

Above all, now it's time you can show your parents how much you love them.
So,

1. Help your mamma with daily chores
2. Help daddy with cleaning car
3. Watering the plants

WE WISH YOU A

HAPPY AND HAPPENING SUMMER BREAK

LEARNING IS FUN

GENERAL INSTRUCTIONS

1. Do all your work in neat handwriting
2. Do all written work in 3 in 1 copy

Daddy's day out:

Father's day is observed on the 3rd Sunday of June

So, on the Father's Day

1. Pamper your dad
2. Surprise him by giving him card

This is our world This is our home

This is the place where we belong

As we all know that environment day will be on

5th June so, to celebrate this day

plant trees

read books to enhance your learning

COMPLETE ALL COPY WORK OF ALL SUBJECTS.

**ENGLISH - DO ONE WRITING DAILY
LEARN AND WRITE 5 NEW WORDS DAILY**

**HINDI - रोज़ एक सुलेख करो
मात्राओ का अभ्यास करो ।**

**MATHS - WRITE AND LEARN TABLES OF 2 – 10
PRACTICE ADDITION AND SUBTRACTON DAILY**

EVS PROJECT WORK (USE A3 SIZE SHEET)

**MAKE A CHART OF DIFFERENT TYPES OF FESTIVALS
(ROLL NO. 1-6)**

**MAKE A CHART OF DIFFERENT TYPES OF SEASONS
(ROLL NO. 7-12)**

MAKE A CHART OF HEALTHY FOOD (ROLL NO. 13-18)

MAKE A CHART OF GOOD HABITS (ROLL NO. 19-24)


ART ACTIVITY – COLOR PAGES 1 – 10

FUN WITH PAPER –

**DO ORIGAMI ACTIVITY OF PAGE NO. 1,3 AND 11
AND PASTE IT IN YOUR DRAWING FILE.**

Pick the correct blend from the column given below and write in the box to complete the word.

fl	pl	sl	cl	gl
tr	fr	gr	br	st



___ag



___ar



___unk



___ad



___ush



___ass



___eep



___ug




___own



___ass



___ant




___uck



___ock



___ate



___ower



___uits

Rhyming Words

Fill in the blanks with correct rhyming words.

1) bin, _____, _____, _____.

2) pot, _____, _____, _____.

3) bat, _____, _____, _____.

4) ran, _____, _____, _____.

5) cut, _____, _____, _____.

6) dot, _____, _____, _____.

7) led, _____, _____, _____.

8) nag, _____, _____, _____.

LONG SOUND

Read the words given below. Then write each word under its respective long sound.

globe	use	jeep	whale	frame
kite	peel	home	plate	slice
file	gate	tree	cone	music
cube	note	ride	lake	feet
seed	duty	smile	tune	rope

a	e	i	o	U

HINDI



दी गई मात्राओं से दो-दो शब्द लिखो-

आ

।

अ

ॆ

इ

ॆ

उ

ॆ

ऊ

ॆ

ऋ

ॆ

ॠ

ॆ

ऌ

ॆ

ॡ

ॆ

ॠ

ॆ



प्र.3 2, 3, 4 अक्षर वाले शब्दों को छाँटकर सही स्थान पर लिखिए।

2 अक्षर
वाले शब्द

3 अक्षर
वाले शब्द

4 अक्षर
वाले शब्द

गाय

गमला

आसमान

जाला

आदर

समाचार

टमाटर

छाता

पहाड़

कान

अखबार

मटका

डाकखाना

जागना

चाय

काला

बाज़ार

पाठशाला



प्र.4 चित्र देखकर सही भाब्द पर गोला लगाए।

1.



इनाम

इनामा

2.



पाहाड़

पहाड़

3.



बादल

बदाल

4.



जहाज़

जाहाज़

5.



हथा

हाथ

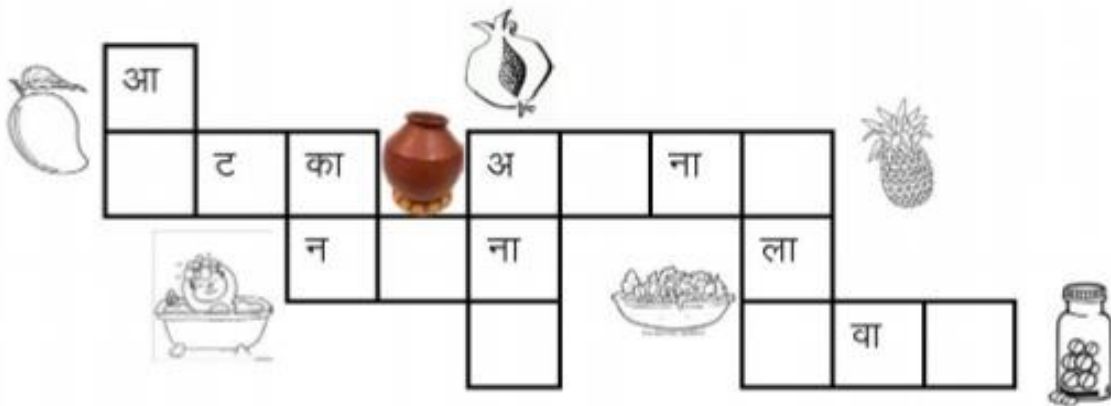
6.



गाय

गया

प्र.5 अक्षर लिखकर वर्ग पहेली को पूरा करें।



ADDITION AND SUBTRACTION

$$\begin{array}{r} 5 \\ -3 \\ \hline \end{array}$$

$$\begin{array}{r} 9 \\ -2 \\ \hline \end{array}$$

$$\begin{array}{r} 2 \\ -1 \\ \hline \end{array}$$

$$\begin{array}{r} 4 \\ -2 \\ \hline \end{array}$$

$$\begin{array}{r} 9 \\ +3 \\ \hline \end{array}$$

$$\begin{array}{r} 5 \\ -4 \\ \hline \end{array}$$

$$\begin{array}{r} 4 \\ +2 \\ \hline \end{array}$$

$$\begin{array}{r} 4 \\ +2 \\ \hline \end{array}$$

$$\begin{array}{r} 9 \\ +2 \\ \hline \end{array}$$

$$\begin{array}{r} 3 \\ +2 \\ \hline \end{array}$$

$$\begin{array}{r} 2 \\ +1 \\ \hline \end{array}$$

$$\begin{array}{r} 6 \\ -1 \\ \hline \end{array}$$

$$\begin{array}{r} 7 \\ -1 \\ \hline \end{array}$$

$$\begin{array}{r} 6 \\ +5 \\ \hline \end{array}$$

$$\begin{array}{r} 8 \\ +7 \\ \hline \end{array}$$

$$\begin{array}{r} 3 \\ +2 \\ \hline \end{array}$$

$$\begin{array}{r} 9 \\ -6 \\ \hline \end{array}$$

$$\begin{array}{r} 2 \\ +1 \\ \hline \end{array}$$

$$\begin{array}{r} 2 \\ +1 \\ \hline \end{array}$$

$$\begin{array}{r} 7 \\ +6 \\ \hline \end{array}$$

$$\begin{array}{r} 8 \\ -1 \\ \hline \end{array}$$

$$\begin{array}{r} 2 \\ -1 \\ \hline \end{array}$$

$$\begin{array}{r} 8 \\ -7 \\ \hline \end{array}$$

$$\begin{array}{r} 3 \\ -2 \\ \hline \end{array}$$


$$\begin{array}{r} 6 \\ -4 \\ \hline \end{array}$$

WORK SHEET NO. 2

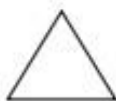

Date _____

Month _____

Competency: - Understanding basic concepts: -



1. Count the following shapes in the above picture.



Teacher's sign

Parent's sign



Counting

Forward counting 51-100

A 10x10 grid of star-shaped boxes. The number 51 is in the top-left box, and 100 is in the bottom-right box. An illustration of a girl with a basket is on the left.

Backward counting 50 – 1

A 10x10 grid of star-shaped boxes. The number 50 is in the top-left box, and 1 is in the bottom-right box. An illustration of two children is on the left.

Identify the different parts of the computer.
Write the names in the blank boxes :



HELP BOX

CPU • Mouse • Printer • Monitor • Keyboard

**TOGETHER WE CAN
TOGETHER WE WILL BRING A CHANGE**

**COVER YOUR COUGH
AND SNEEZE** 

Stop the spread of germs that make people sick

When you cough or sneeze
cover your nose and mouth
with a tissue

or
Cough or sneeze into your
elbow, not your hands.

Throw away your tissue!



**Clean your hands after
coughing or sneezing.**

Thanks! 

STAY HOME STAY SAFE